



## **IMRRA's Dry Cargo Newsletter**

**October 2021**

The Top-10 of the Good, Average and Ugly Dry Cargo Operators!  
Port State Control Data Summarized from 400 Vessels Risk Rated  
Highest & Lowest Vessel Risk Ratings  
Most Traded Vessels



**Time to read: 3 minutes**

## **New for September 2021**

### **The Top-10 Good, Average and Ugly Dry Cargo Operators!**

### **Plus, Port State Control Data collated from 400 Vessels during September**

#### **The top-10 Dry Cargo Operators ranked according to marinerating.com**

What is the vessel's Operator risk profile? Good, Average, or Ugly? How does one Operator compare directly to a rival? Does the Operator's reputation match the actual overall fleet performance? Are all the vessels operated to a high safety standard? Which are the best performing vessel Operators when comparing potential vessels for charter? Whose vessels are overall managed well?

These are the type of questions that are frequently asked by IMRRA's clients!

#### **Why it is important to evaluate an Operator's entire fleet performance?**

Verifying a company's fleet activity across the whole fleet, and not just selected individual vessels is important when reducing your commercial exposure. Managing vessels is no easy task given the complexity of tasks undertaken by modern day ship managers & operators. Some Operators are simply better than others!

#### **Marinerating.com Unique Operator Risk Ratings**

Operator risk ratings are used by IMRRA's clients as part of their Chartering decision matrix or other commercial port operations. IMRRA is unique in publishing company fleet vessel risk ratings, giving its clients the bigger risk picture of commercial ventures with individual vessels.

The Vessel Operator Risk Profile is summarized from the average risk rating of all vessels. Every new individual vessel risk rating report evaluates the Vessel Operator Risk Profile. Each report details the Operator's historical fleet performance, delivering KPI insight for our clients on:

- Number of vessels operated
- PSC inspections - previous 3-years for all vessels
- Detention history over 3-years
- Casualty History for fleet

All the KPIs are indicative of the Operators overall vessel maintenance, operating and safety record for all fleet vessels. The Operator risk ratings very simply deliver a bigger picture is available for decision making.

## The Top-10 Good, Average and Ugly Operators. How were the tables compiled?

The statistical tables were compiled from Operators with 10-or-more vessels risk rated by IMRRA. marinerating.com's database of over 7,100 Dry Cargo vessels over the past four-years. The sample size is statistically significant for accuracy. The Dry Cargo database is refreshed monthly with over 400 vessel risk rating report requests.








### 1. The Top-10 Rated Good/Green Operators

Operator's name	Last Risk Assessment	Fleet Vessels	Operator Risk Rating
Spliethoff's Bevrachtings Bv	04-OCT-21	53	35%
Wisdom Marine Intl Inc	29-SEP-21	50	34%
Danaos Shipping Co Ltd	02-SEP-21	44	35%
Yang Ming Marine Transport	26-JAN-21	44	35%
Wagenborg Shipping Bv	21-SEP-21	43	34%
Hapag-lloyd Ag	01-OCT-21	41	33%
Laskaridis Shipping Co Ltd	10-AUG-21	41	35%
First Marine Service Co Ltd	22-DEC-20	38	31%
Cpo Containerschiffreederei	07-JUL-21	38	35%
Fleet Ship Management Pte Ltd	10-SEP-21	38	35%

### 1.2 The Top-rated Operator is Spliethoff's Bevrachtings BV

Technical Manager/Operator	Date Of Last Assessment	Number Of Vessel Assessments	Risk Rating	
Spliethoff's Bevrachtings Bv	27-OCT-21	53	35% 	<a href="#">Details</a>


### 1.3 Sample Spliethoff's Bevrachtings Fleet Risk:

Vessel Name	IMO Number	Vessel Type	Analysis Date	Risk Rating	Fleet Type Avg.	
PIJLGRACHT	9448358	General Cargo	27-OCT-21	 38 %	42%	<a href="#">Details</a>
SINGELGRACHT	9197375	General Cargo	25-OCT-21	 36 %	42%	<a href="#">Details</a>
PRINSENGRACHT	9448372	General Cargo	04-OCT-21	 46 %	42%	<a href="#">Details</a>
SAMPOGRACHT	9288071	General Cargo	21-SEP-21	 33 %	42%	<a href="#">Details</a>
MARSGRACHT	9571507	General Cargo	01-SEP-21	 37 %	42%	<a href="#">Details</a>
STADIONGRACHT	9202508	General Cargo	15-JUL-21	 33 %	42%	<a href="#">Details</a>
STATENGRACHT	9288045	General Cargo	25-JUN-21	 30 %	42%	<a href="#">Details</a>








## 2. Table Top-10 Amber Risk Rated Wet Cargo Operators September 2021

Operator's name	Last Risk Assessment	Fleet Vessels	Operator Risk Rating
Maersk A/S	08-OCT-21	224	41%
Anglo-eastern Ship Management	29-SEP-21	190	37%
Mediterranean Shipping Co Srl	29-SEP-21	119	38%
Fleet Management Ltd-hkg	25-AUG-21	107	36%
Msc Shipmanagement Ltd	08-OCT-21	98	39%
Wilson Ship Management AS	07-SEP-21	74	39%
Synergy Marine Pte Ltd	30-SEP-21	61	37%
Technomar Shipping Inc	01-OCT-21	61	41%
Pacific Basin Shipping Hk Ltd	07-SEP-21	57	38%
Navios Shipmanagement Inc	30-JUL-21	55	36%

### 2.1 The top Average Operator is Maersk A/S

Maersk A/S	26-OCT-21	221	41% 	<a href="#">Details</a>
------------	-----------	-----	-----------------------------------------------------------------------------------------	-------------------------

### 2.2 Sample Maersk A/S Fleet Risk Rated:

Vessel Name	IMO Number	Vessel Type	Analysis Date	Risk Rating	Fleet Type Avg.	
MAERSK HORSBURGH	9784269	Container Ship	26-OCT-21	 36 %	38%	<a href="#">Details</a>
MAERSK HONG KONG	9784257	Container Ship	26-OCT-21	 39 %	38%	<a href="#">Details</a>
MAERSK HANOI	9784295	Container Ship	25-OCT-21	 36 %	38%	<a href="#">Details</a>
MAERSK HAMBURG	9784312	Container Ship	25-OCT-21	 38 %	38%	<a href="#">Details</a>
MAERSK GANGES	9694581	Container Ship	22-OCT-21	 41 %	38%	<a href="#">Details</a>
MAERSK EVORA	9458080	Container Ship	22-OCT-21	 39 %	38%	<a href="#">Details</a>
MAERSK ESSEX	9458092	Container Ship	22-OCT-21	 43 %	38%	<a href="#">Details</a>








## 3. Marinerating.com Top-4 Ugliest Rated Operators!

Operator's name	Last Risk Assessment	Fleet Vessels	Operator Risk Rating
Rahbaran Omid Darya Ship Mgmt	02-SEP-21	45	51%
Salam Pacific Indonesia Lines	28-MAY-21	35	51%
Gmz Ship Management Co SA	20-SEP-21	19	51%
Khazar Sea Shipping Lines	26-FEB-21	16	51%

### 3.1 Ugliest Ship Operator is Rahbaran Omid Darya Ship Management

Technical Manager/Operator	Date Of Last Assessment	Number Of Vessel Assessments	Risk Rating	
Rahbaran Omid Darya Ship Mgmt	02-SEP-21	45	51% 	<a href="#">Details</a>

### 3.2 Sample Rahbaran Omid Darya Ship Management Fleet Risk Rated:

Vessel Name	IMO Number	Vessel Type	Analysis Date	Risk Rating	Fleet Type Avg.	
AYSAN	9165803	General Cargo	02-SEP-21	 59 %	42%	<a href="#">Details</a>
SHAHRAZ	9349576	Container Ship	29-JUN-21	 52 %	38%	<a href="#">Details</a>
ABYAN	9349667	Container Ship	13-MAY-21	 49 %	38%	<a href="#">Details</a>
AMINA	9305192	Bulk carrier	13-MAY-21	 50 %	37%	<a href="#">Details</a>
ARDAVAN	9465863	Bulk carrier	06-MAY-21	 50 %	37%	<a href="#">Details</a>
ARIES	9369722	Bulk carrier	06-MAY-21	 49 %	37%	<a href="#">Details</a>
ARSHAM	9386500	Bulk carrier	06-MAY-21	 54 %	37%	<a href="#">Details</a>

## 4. Operator Risk Ratings Summary

As with all commercial enterprises, economies of scale are important when offering a ship management service to owners. The data demonstrates there are hazards involved in this business model, as not all fleet vessels are the same risk rating, or standard of operation. Ship management is a complicated and skilled business operation. It involves co-ordination, organizational, planning and command & control knowledge and execution of the following to operate a vessel.

- Machinery maintenance
- Crew manning, stores and victualling
- Loading and unloading of the cargo
- Hiring staff on behalf of the ship owner
- Bunker and Lube Oil contracts
- Owner's expenses

- Protection & Indemnity coverage and Insurance
- All insurance and salvage claims etc.

But, larger brands can trade on reputation. It is important to assess, evaluate and risk rate every vessel (and management/operating company), with real time data to reduce your risk before entering a commercial relationship.

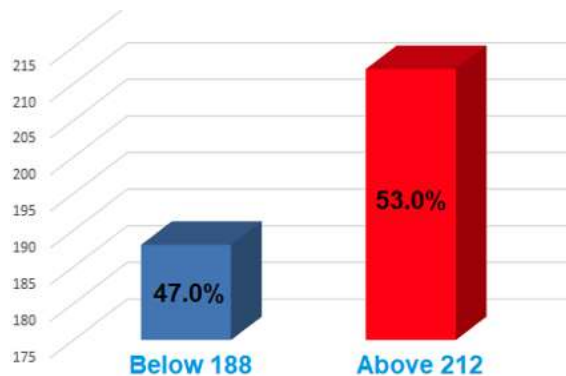
## 5. September's Vessel Risk Rating News Summary

International Maritime Risk Rating agency screened 400 Dry cargo vessels or 20 106 171 DWT during September. IMRRA identified 212 vessels as operating with the risk upper than average risk rating on marinerating.com. The highest risk rated vessel was 66%, and the lowest was 28%.

### 5.1 Table of Highest and Lowest Risk Rated Vessels

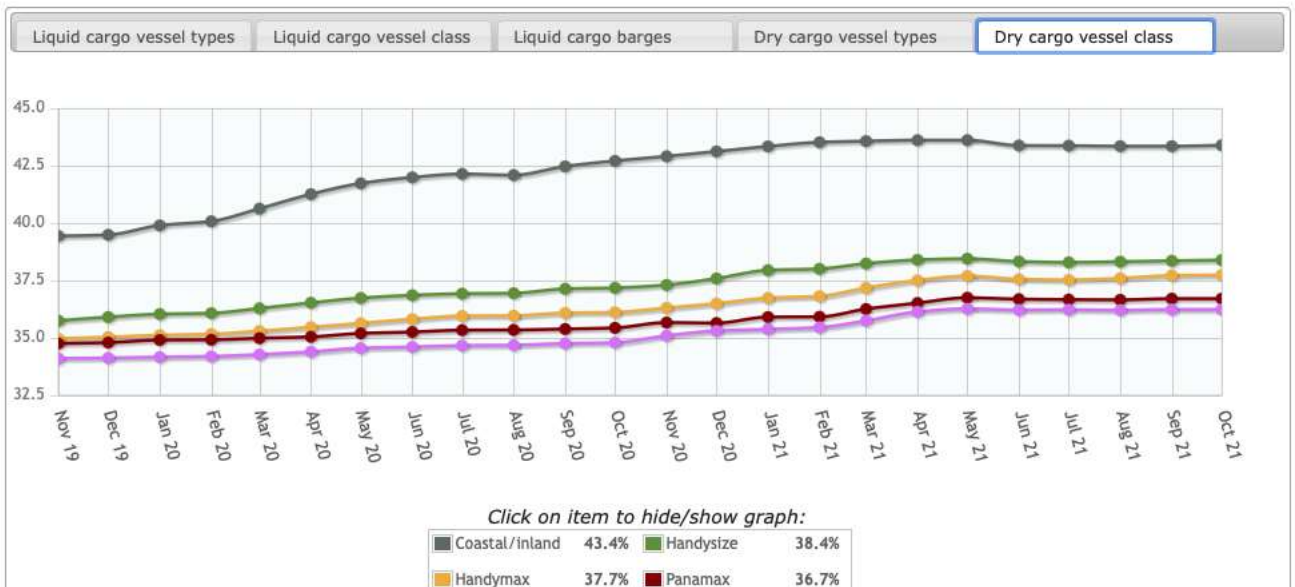
Number of Vessels Risk Rating above and below fleet average				
Month	≥39%	<39	Min %	Max %
September	212	188	28	66

### 5.2 Number of Vessels Above and Below Average Fleet Risk Rating



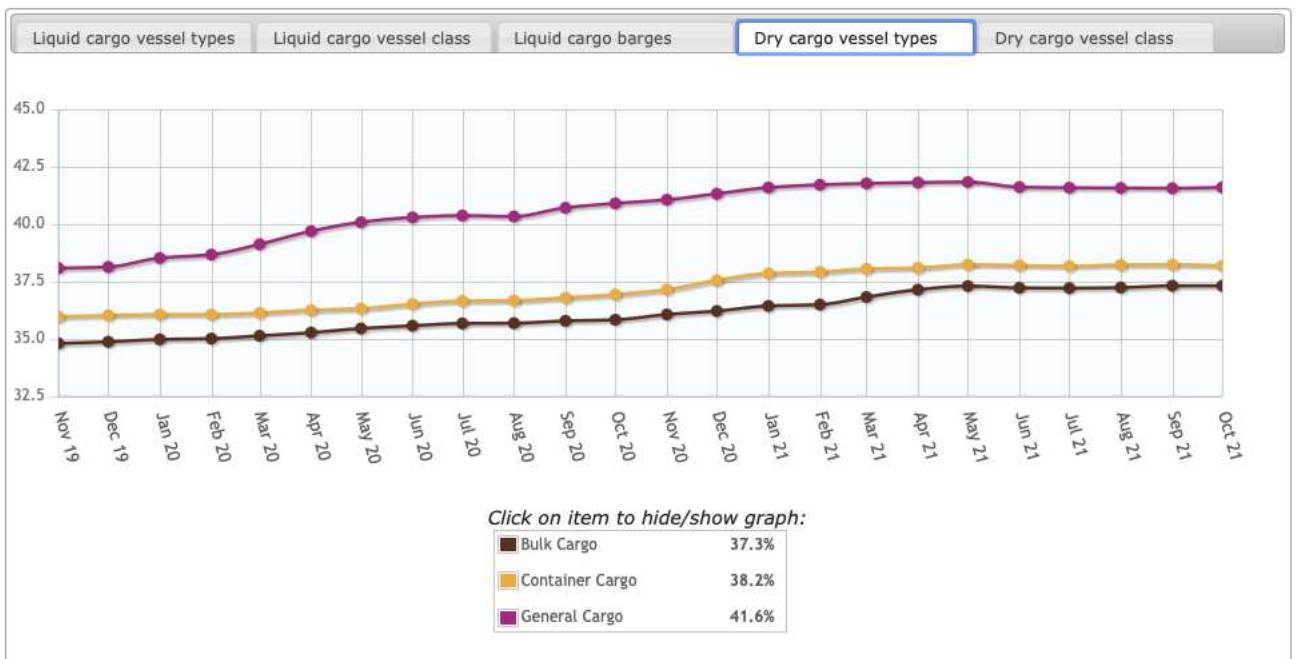
### 5.3 Marinerating.com Dry Cargo Vessel Class Risk Rating Table Past Two-Years

Last:  2 years  year



### 5.4 Marinerating.com Dry Cargo Vessel Type Risk Rating Table Past Two-Years

Last:  2 years  year



\* Please compare our graph for actual vessel risk ratings

### 5.5 During September 2021 evaluated and risk assessed 400 Dry cargo vessels aged up to 25 years across all tonnage ranges

Number of evaluated vessels in September 2021					
Years	Deadweight				
	<5000	5000-20000	20000-50000	50000-150000	>150000
≥ 25	29	11	8	0	0
20-25	7	17	10	14	1
15-20	5	18	26	35	2
10-15	3	23	24	55	6
5-10	4	0	21	50	5
≤ 5	1	1	8	15	1

### 5.6 What were the most popular traded Dry cargo vessels?

Rank	Metric Tonnes	Vessel Age
1	50,000 to 150,000	10-15 years
2	50,000 to 150,000	5-10 years
3	50,000-150,000	15-20 years

### Summary:

**Operator Risk Ratings:** Why not take a free 12-month trial of marinerating.com, with no financial details taken you have nothing to lose.

Once you have started your trial you are welcome to contact me directly to ask any question, no subject is too small!

Regards,

Wayne Hurley  
Head of Business Development

e: [Wayne.Hurley@marinerating.com](mailto:Wayne.Hurley@marinerating.com)

d: +44(0) 20 7900 2841

m: +44(0) 7824 367535

[www.marinerating.com](http://www.marinerating.com)

15 Stratton Street | London | W1J 8LQ | UK © IMRRA 2021